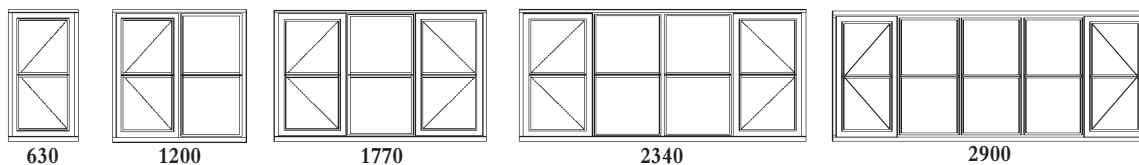


## 7

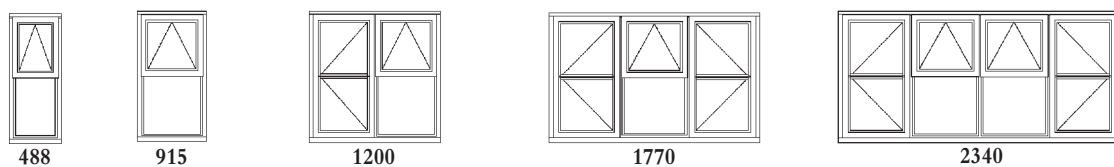
### HORIZONTAL BAR



Height	Code	Code	Code	Code	Code
750	H107C	H207C	H307CC	H407CMC	H507CMMC
900	H109C	H209C	H309CC	H409CMC	H509CMMC
1050	H110C	H210C	H310CC	H410CMC	H510CMMC
1200	H112C	H212C	H312CC	H412CMC	H512CMMC
1350	H113C	H213C	H313CC	H413CMC	H513CMMC
1500	H115C	H215C	H315CC	H415CMC	H515CMMC

## 8

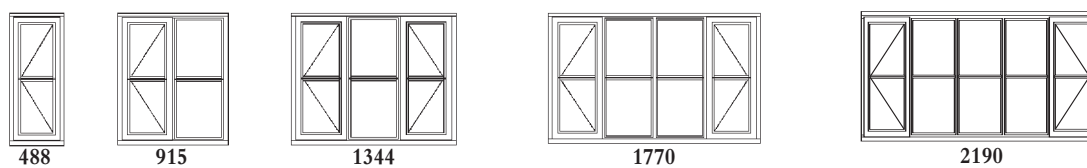
### HORIZONTAL BAR DIVIDED SASH



Height	Code	Code	Code	Code	Code
750	HN07D	H107D	H207CD	H307CDC	H407CDDC
900	HN09D	H109D	H209CD	H309CDC	H409CDDC
1050	HN10D	H110D	H210CD	H310CDC	H410CDDC
1200	HN12D	H112D	H212CD	H312CDC	H412CDDC
1350	HN13D	H113D	H213CD	H313CDC	H413CDDC
1500	HN15D	H115D	H215CD	H315CDC	H415CDDC

## 9

### HORIZONTAL BAR NARROW MODULE



Height	Code	Code	Code	Code	Code
750	HN07C	H2N07C	H3N07CC	H4N07CMC	H5N07CMMC
900	HN09C	H2N09C	H3N09CC	H4N09CMC	H5N09CMMC
1050	HN10C	H2N10C	H3N10CC	H4N10CMC	H5N10CMMC
1200	HN12C	H2N12C	H3N12CC	H4N12CMC	H5N12CMMC
1350	HN13C	H2N13C	H3N13CC	H4N13CMC	H5N13CMMC
1500	HN15C	H2N15C	H3N15CC	H4N15CMC	H5N15CMMC

**NOTE:** All Endurance and factory glazed frames with glazing bars are priced using the plant-on method. The clip-on method is available at a reduced cost. All glazed frames now include low-E 24mm glazing. Frames 1500mm high or above, include low-E toughened glass. Window sizes shown are nominal and will be approx 5 mm less than the size shown to allow for building in.